





FATHER'S DAY CARD

1. CHOOSE A TIE ON THIS PAGE TO USE FOR YOUR CARD.
2. COLOR THE TIE AND CUT IT OUT.
3. COLOR THE CARD ON PAGE 2.
4. FOLD THE CARD IN HALF BY FOLDING ON THE THIN CENTER LINE.
5. GLUE THE TOP OF YOUR TIE TO THE TOP OF THE FRONT OF THE CARD.
(THE BOTTOM HALF OF YOUR TIE WILL COVER THE BUTTONS.)
6. CUT ALONG THE DOTTED LINES OF THE CARD.
7. FOLD THE PIECES IN AND SLIGHTLY DOWN TO CREATE THE "COLLAR"
OF A SHORT SLEEVE POLO.
8. WRITE A NOTE FOR THE SPECIAL MAN IN YOUR LIFE INSIDE THE CARD
AND GIVE IT TO THEM AS YOU SAY, "HAPPY FATHER'S DAY!"



HAPPY
FATHER'S
DAY!

